

# 性能双引脚同步整流芯片

## 产品概

DK5V100R15SL

A K

PN

100V

NMOS

## 典型应用

- USB
- 
- LED

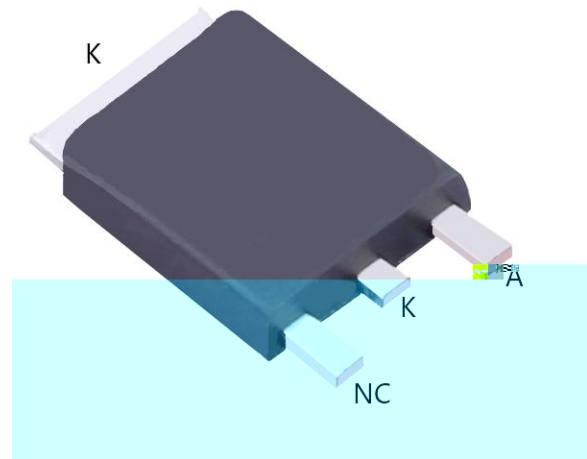
DK5V100R15SL

TO-252

## 主要特点

- PSR SSR
- $V_F$
- 
- 100V 15mΩ NMOS
- CCM DCM&QR
- 
- 
- EMC
- 

## 引出端排列



## 引出端功能

Pin No.	Pin Name	Function
1	NC	
2	K	
3	A	

典型功率

DK V R SL	- VAC	V, . A

备注:

典型功率在密 45°C环境下测试, DK5V1

**极 参数**

NMOS	$V_{(BR)DSS}$	100			V
NMOS	$I_{DSCDC}$			40	A
NMOS	$I_{DSPDC}$			60	A
TO252	$P_{DMAX}$		110		W
	$R\theta_{JA}$		90		/W
	$R\theta_{JC}$		1.3		/W
	$T_{STG}$	-55		155	
	$T_J$	-40		150	
			260/5S		
ESD(HBM)			$\pm 4000$		V
ESD(MM)			$\pm 350$		V

**电特性参数** ( $T_A = 25$  有其他说明)

①	$V_{CC\_ON}$			5.6		V
①	$V_{CC\_OFF}$			3.3		V
①	$V_{OVP}$			8.3		V
<b>&amp;</b>						
NMOS	$V_{ON}$	K		-200		mV
NMOS	$T_{DON}$				150	ns
NMOS	$T_{DOFF}$				50	ns
NMOS	$T_{ON\_MAX}$			20		$\mu s$
②	$T_D$			400		ns
	$F_{S\_MAX}$				150	KHz
<b>NMOS</b>						
NMOS	$R_{DS\_ON}$				15	m $\Omega$

①

A

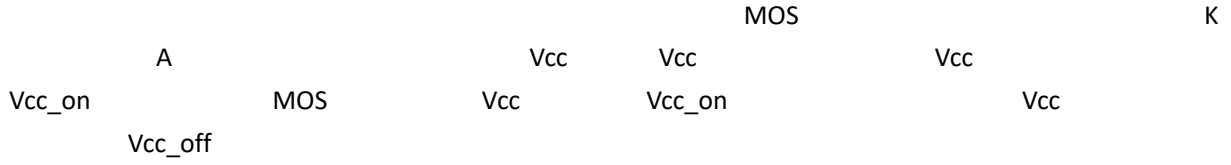
②

K

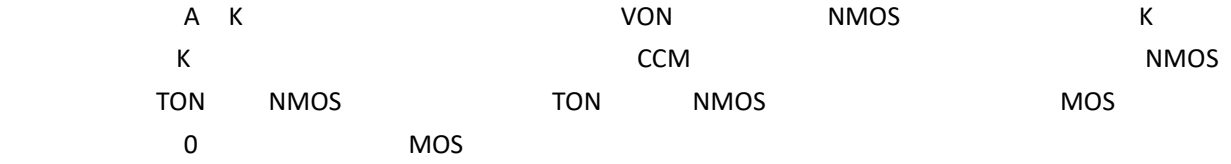
**功能描**

DK5V100R15SL

**启动**



**NMOS 控制**



**RC 吸收电路**



**NMOS 导 内**



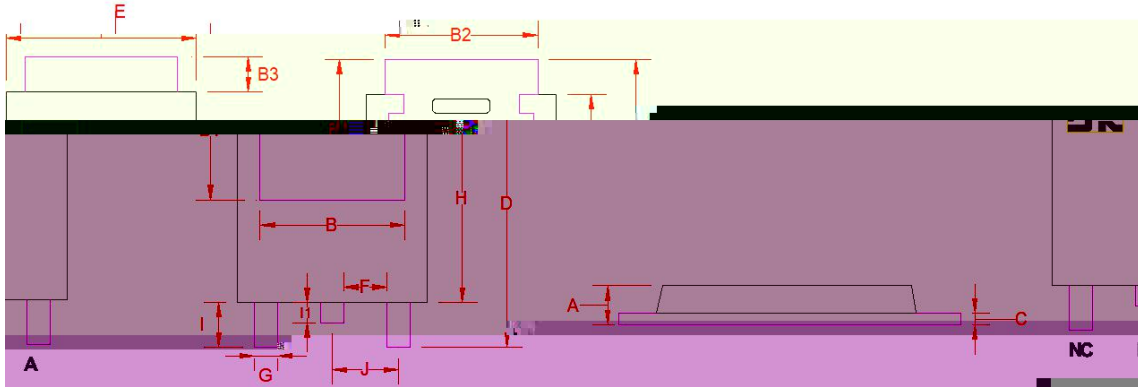
**注意事**

- NMOS
-



封装外形及尺寸图

TO-



Symbol	mm		
	min	nom	max
A	1.33	1.36	1.38
B	4.95	5.00	5.05
B1	4.80	4.85	4.90
B2	5.20	5.30	5.40
B3	1.10	1.20	1.30
C	0.40	0.42	0.45
D	9.85	9.95	10.05
E	6.50	6.60	6.70
F	1.45	1.50	1.55
G	0.75	0.80	0.85
H	7.10	7.20	7.30
I	1.50	1.55	1.60
I1	0.65	0.70	0.75
J	2.30 BSC		

 <p><b>WARNING!</b> ESD SENSITIVE DEVICE</p>	ESD
---	-----

- 
- 
- 
- 
- 
- 
- 
-