



Silicon Carbide Schottky Diode

Features

& 2

4

4

Typical Applications

52



Mechanical Data

Package) !!

Terminals)

Polarity)0

Maximum Ratings

2, !

PARAMETER	SYMBOL	UNIT	VALUE
3			3 ! ! 6
/ ,! 2			!
/ ,! 2			!
/ ,! 2 32	32		!
2 / ,! 2	5	0	&(
2 / , " 2			"(
2 / , 2			!
/ ,! 2 ,	5	0	!
3 / ,! 2			&
3 / , 2			!
! / ,! 2 ,	!	0!	"
		2	&

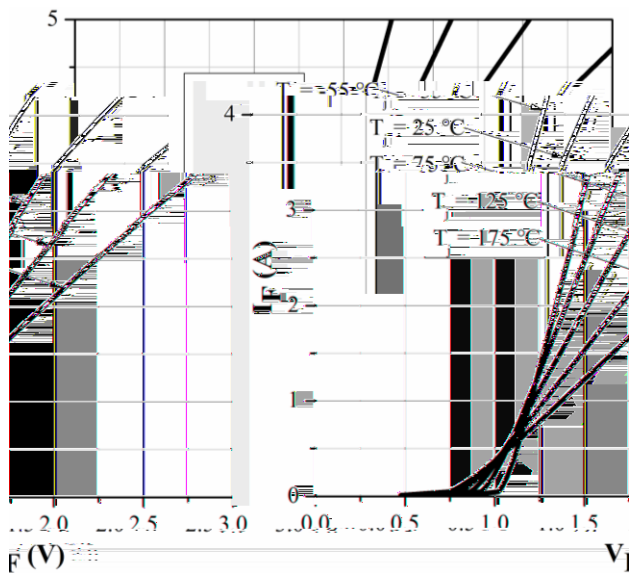
Electrical Characteristics

PARAMETER	SYMBOL	UNIT	TEST CONDITIONS	Typ.	Max.
5	5		$V_{GS} = 10V, I_{DS} = 2mA$	\square	$\square \&$
			$V_{GS} = 10V, I_{DS} = 2mA$	\square	
		0	$V_{GS} = 10V, I_{DS} = 2mA$	\square	
			$V_{GS} = 10V, I_{DS} = 2mA$		
	2	2	$V_{GS} = 10V, I_{DS} = 2mA$		
	2	5	$V_{GS} = 10V, I_{DS} = 2mA$	$\&$	
			$V_{GS} = 10V, I_{DS} = 2mA$		
			$V_{GS} = 10V, I_{DS} = 2mA$		
2	4	4 ₂	$V_{GS} = 10V, I_{DS} = 2mA$	\square	


Thermal Characteristics

PARAMETER	SYMBOL	UNIT	VALUE
	2	2	\square

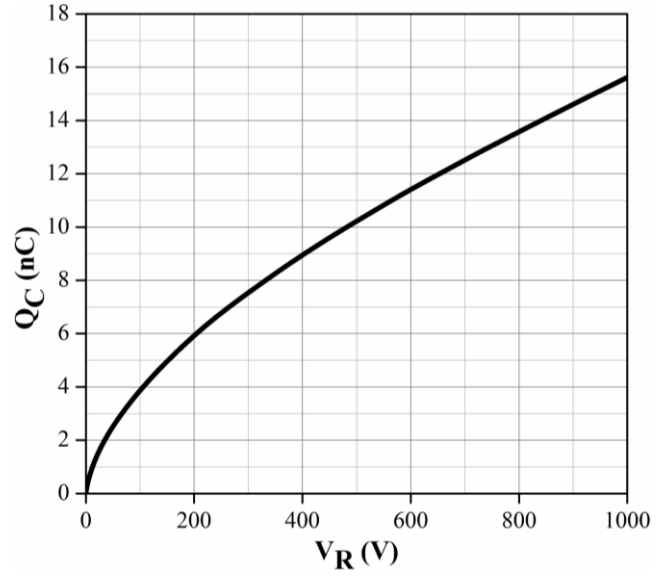
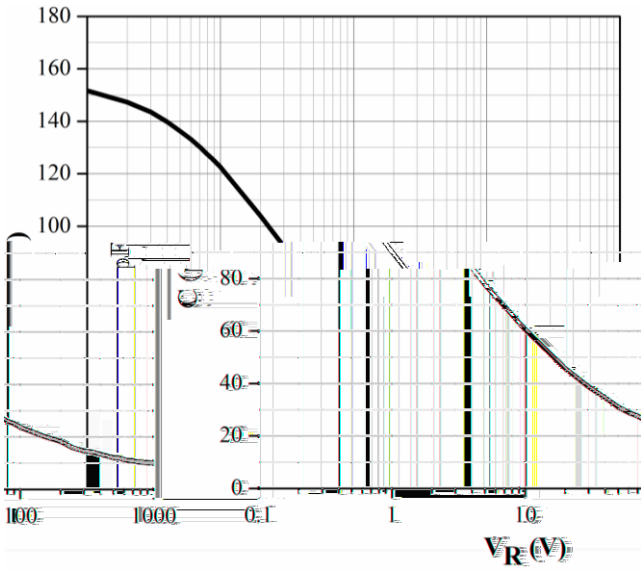
Typical Characteristics



5 \square 5 2

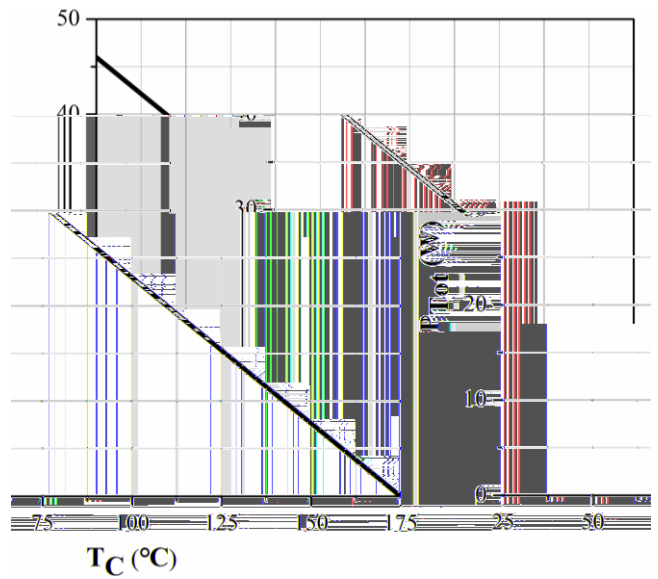
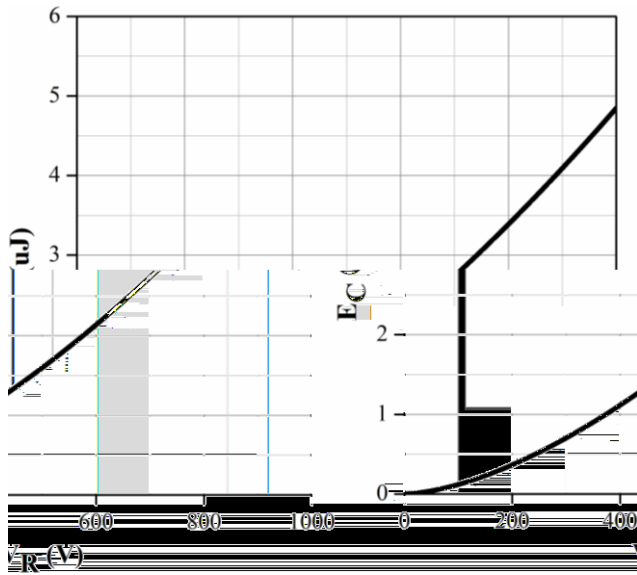


5 \square 2




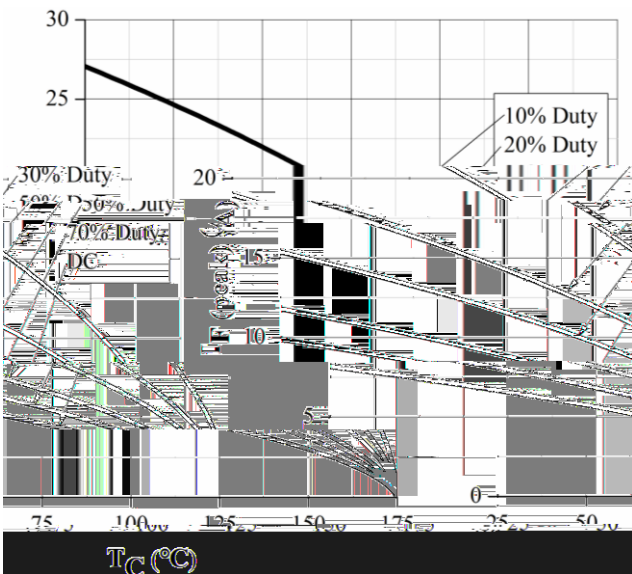
5 " □ 2 □

5 □ 2 2 □



5 □ 2 4

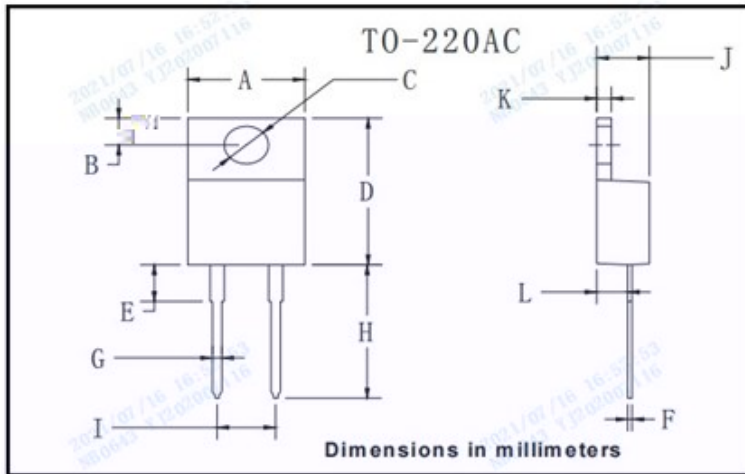
5 □ 3



5 □ 2 3

5 □

Outline Dimensions



TO-220AC		
3		
0	(((((
1	! ((! ((
2	" &	((
3	(((((
4	" &	((
5	((((
6	((((
	" ((" ((
	((((
	((&
	((((
	! ((&	! ((&



Disclaimer



4

2  



5

) www.frxelec.com

