:

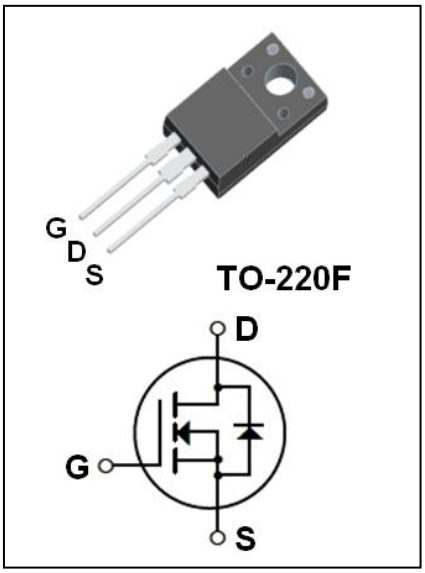
G
D
S
TO-220F
D
G
S

°

	°		
	°		
		±	
	°)		
			°
			°
			°

			°
			°

。

△ △		。				。
		。				

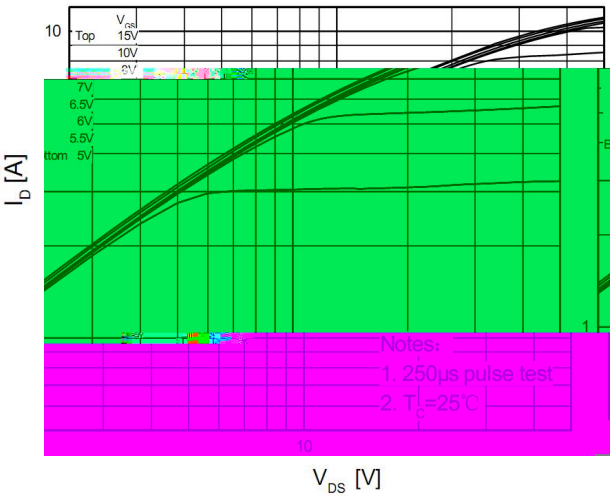
10
Top
15V
10V
8V
7V
6.5V
6V
5.5V
5V
1
Notes:
1. 250μs pulse test
2. T_C=25℃
10
I_D [A]
V_DS [V]

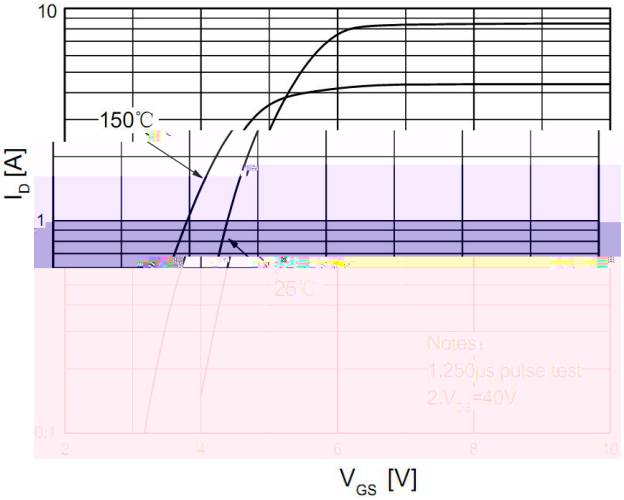
10
150℃
1
25℃
Notes:
1.250μs pulse test
2.V_DS=40V
0.1
2
4
6
8
10
I_D [A]
V_GS [V]

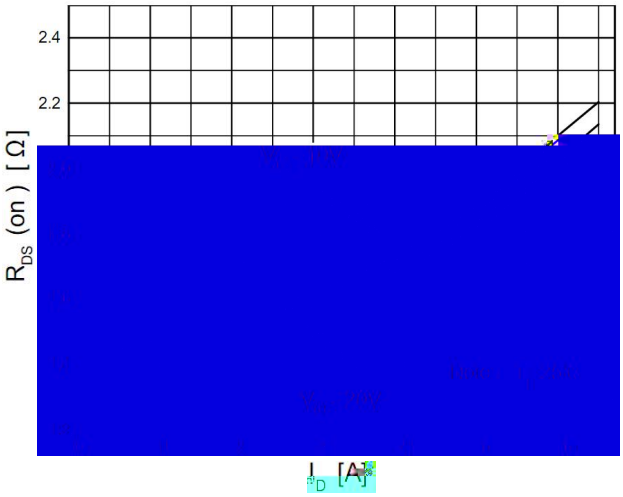
2.4
2.2
R_DS (on) [Ω]
I_D [A]

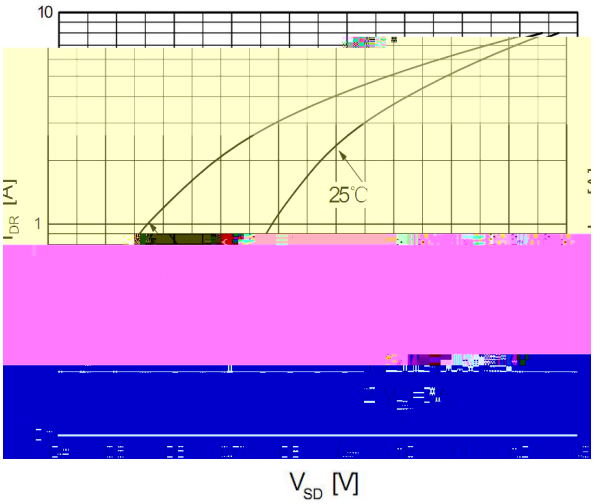
10
25℃
1
I_DR [A]
V_SD [V]

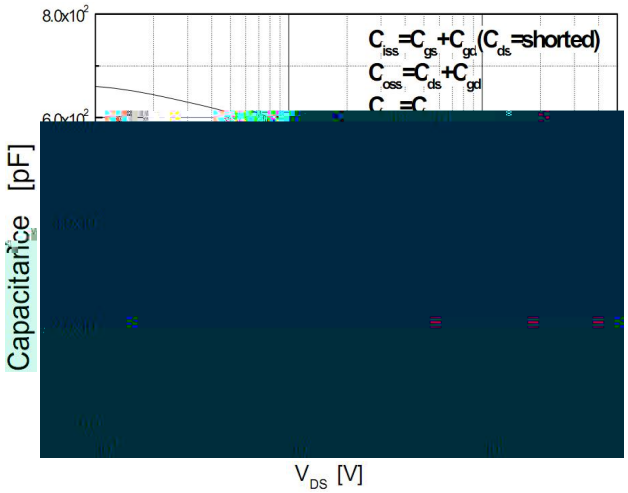
8.0x10^2
6.0x10^2
C_iss=C_gs+C_gd(C_ds=shorted)
C_oss=C_ds+C_gd
C_rss=C_gd
Capacitance [pF]
V_DS [V]

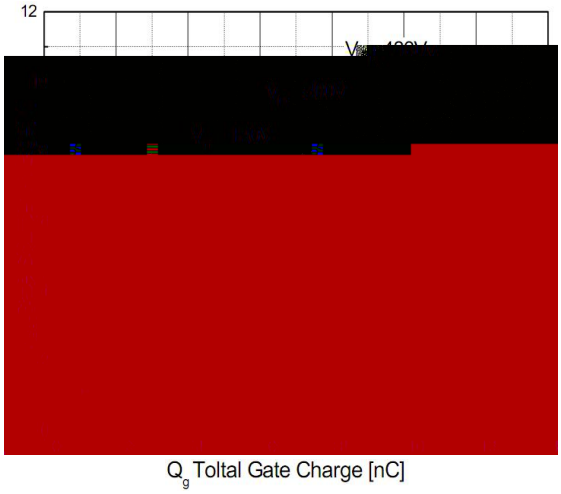
12
Q_g Toltal Gate Charge [nC]

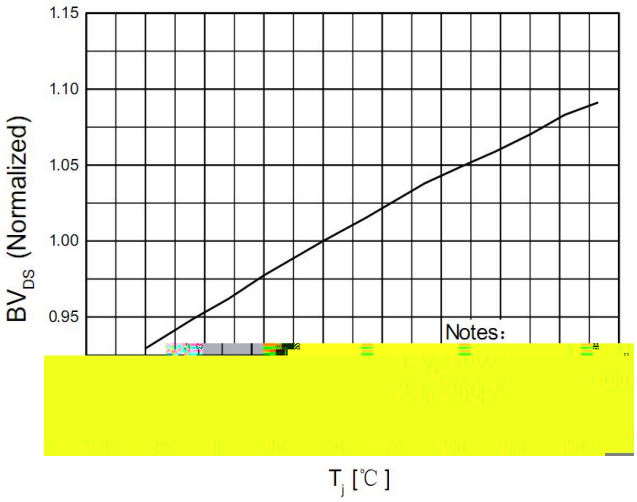
1.15
1.10
1.05
1.00
0.95
BVDS (Normalized)
Notes:
Tj [℃]

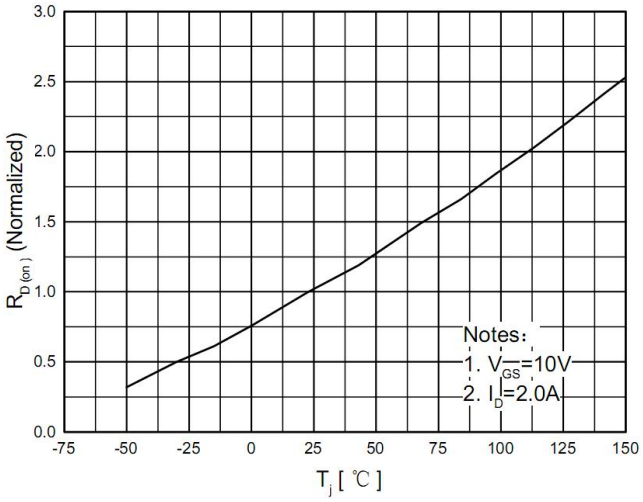
3.0
2.5
2.0
1.5
1.0
0.5
0.0
RD(on) (Normalized)
Notes:
1. VGS=10V
2. ID=2.0A
-75
-50
-25
0
25
50
75
100
125
150
Tj [℃]

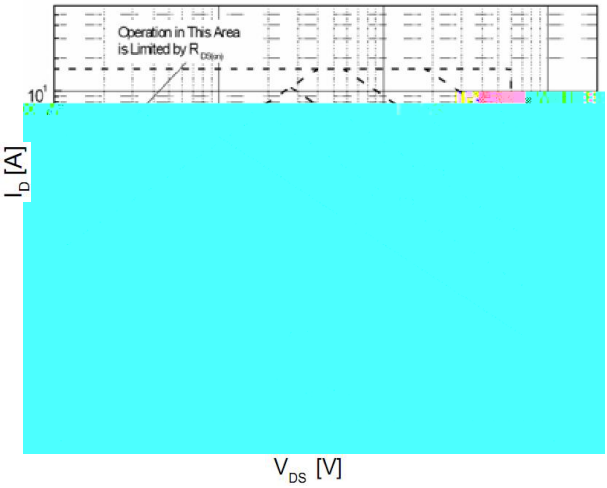
Operation in This Area
is Limited by RDS(on)
10¹
ID [A]
VDS [V]

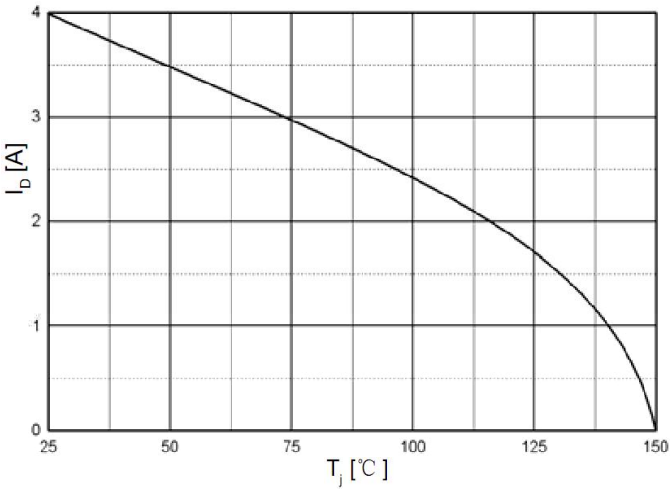
4
3
2
1
0
ID [A]
25
50
75
100
125
150
Tj [℃]

:

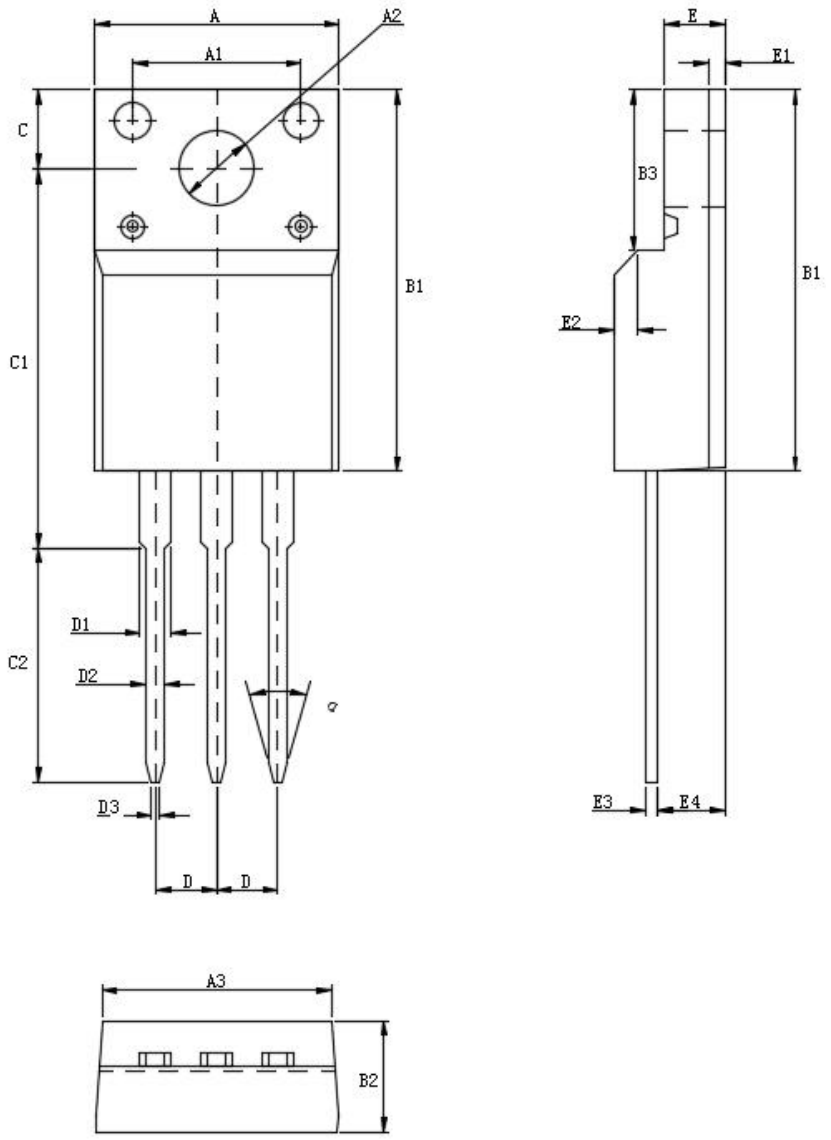
A
A1
A2
C
C1
C2
B1
D1
D2
D3
D
D
E
E1
B3
B1
E2
E3
E4
A3
B2